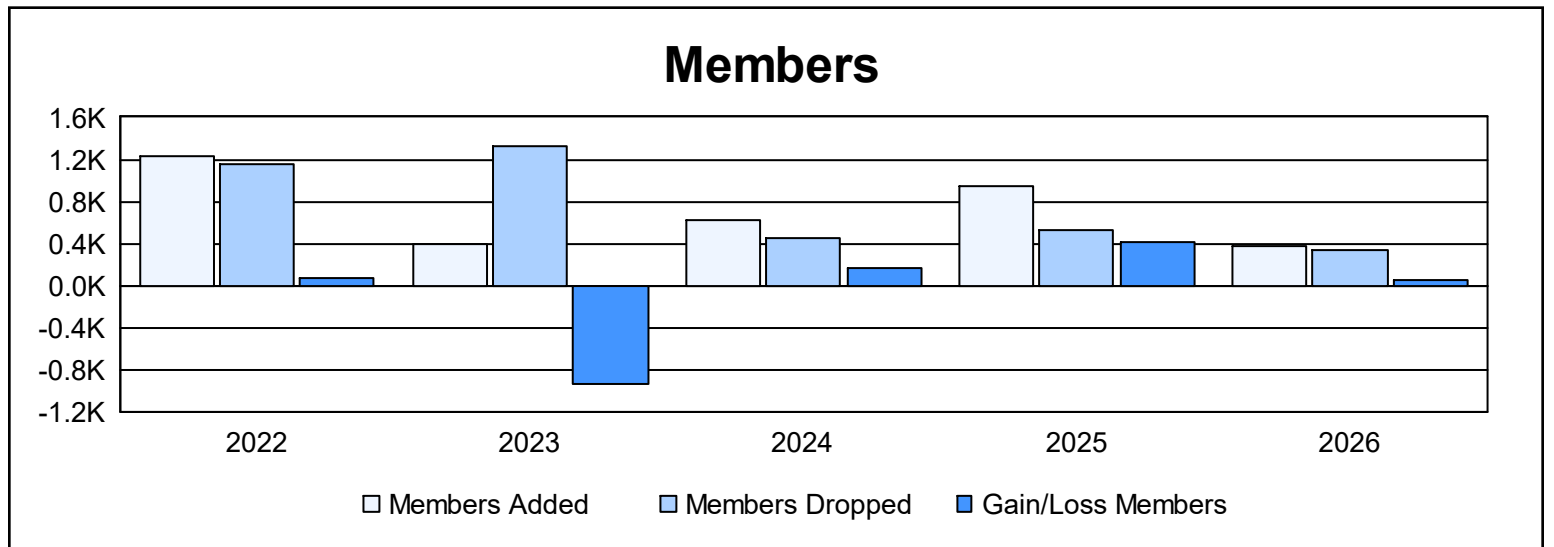
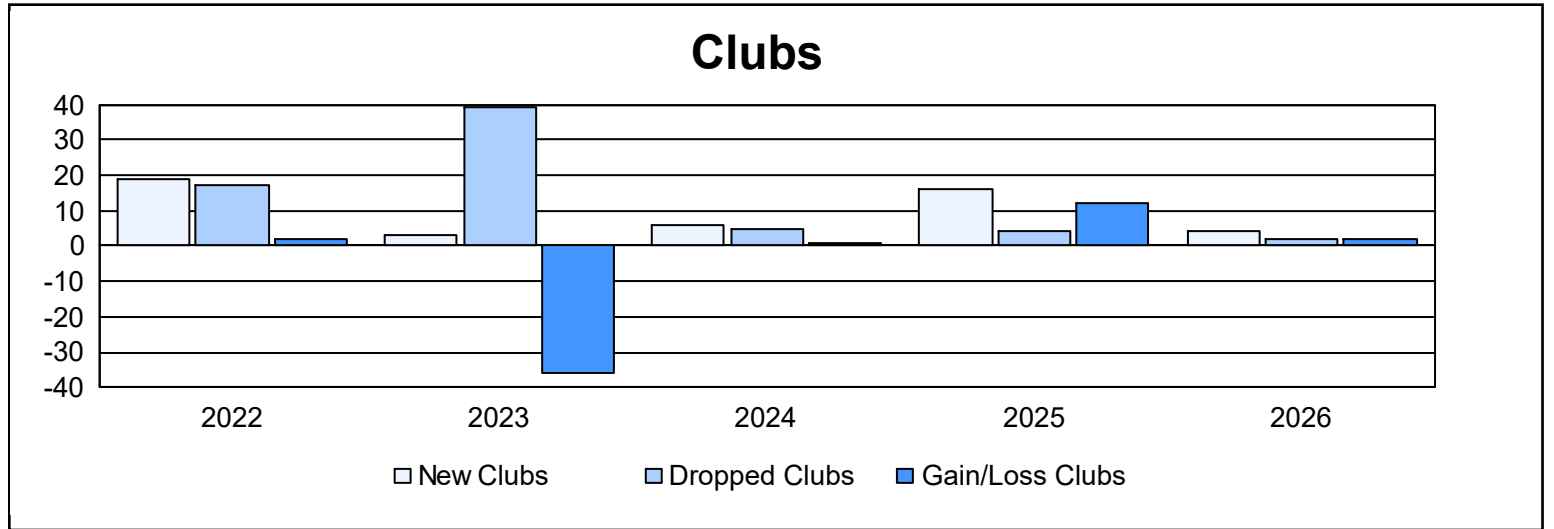
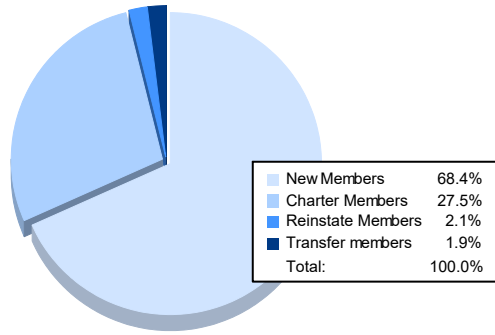


| Year | New Clubs | Dropped Clubs | Gain/ Loss Clubs | New Members | Charter Members | Reinstate Members | Transfer Members | Total Member Added | Total Members Dropped | Gain/ Loss Members |
|----------------|-----------|---------------|------------------|-------------|-----------------|-------------------|------------------|--------------------|-----------------------|--------------------|
| 2021-2022 | 19 | 17 | 2 | 626 | 538 | 48 | 12 | 1,224 | 1,152 | 72 |
| 2022-2023 | 3 | 39 | -36 | 156 | 140 | 81 | 13 | 390 | 1,319 | -929 |
| 2023-2024 | 6 | 5 | 1 | 389 | 169 | 53 | 13 | 624 | 455 | 169 |
| 2024-2025 | 16 | 4 | 12 | 488 | 420 | 15 | 19 | 942 | 529 | 413 |
| 2025-2026 | 4 | 2 | 2 | 256 | 103 | 8 | 7 | 374 | 332 | 42 |
| Average | 10 | 13 | -4 | 383 | 274 | 41 | 13 | 711 | 757 | -47 |



Membership Composition March 2026 Cumulative



Gender Composition March 2026 Cumulative

